

## Lesson 3 New to You - Differentiated version

You will need:

- Sue's Shopping Calculator either within Hero to Zero Interactive storybook or in calculator tab (this activity requires individual computers).
- **RESOURCE 3.11** Charity Shop Price List/Object Cards sheets - enough per pair (one intact and one cut up).
- **RESOURCE 3.12** Story of the Object sheet - enough per pair.

## Lesson Outcomes

Children explore the value and pricing of second hand items. They consider how much monetary value is lost over time and the historical and sentimental value of items. They consider the histories of items and how their usefulness may alter over time.

## Preparation

- Using the Sue's Shopping Calculator linked from the back page of the Hero to Zero Interactive Storybook, or in calculators on the website, ask the children to try to spend Sue's £2 in the charity shop. Compare the different shopping baskets they come up with. This can be done as a whole class/group with the interactive whiteboard and/or individually or in pairs on the computer.
- You can extend this activity by allocating one of the following amounts of spending money to each pair, £1, £2, £5, £10, £20, and using the charity shop calculator (on computer), ask them to choose what they would spend their money on in the charity shop and why.

*Remember, they don't have to spend all the money.*





















## The Activity

- Working in pairs, distribute the object cards so each pair has one.
- Using the Story of the Object sheet, ask them to make a history for the object; who owned it, how they felt about it, when they bought it and how much it cost at that time.
- Ask them to think about how much it might cost to replace it with a new one.
- Using the Charity Shop Price List, ask them to consider what it is worth and put a price on the item, now it is second hand. Allow them to disagree with the prices shown if they wish and to justify the change in light of their discussion.
- Ask them explain how they arrived at the valuation, what value has been lost/gained over time and why.
- Next, ask the pupils to compile the revised, final price list for the charity shop. Do this by collecting their prices together. If the children have set different prices for the same item you will need to debate and come to a consensus (or vote as a group) on the price.

Take the  
quiz here



# CHARITY SHOP PRICELIST

# THE STORY OF THE OBJECT

Put object  
card here

My Object belonged to:

It is ..... old.

It cost them .....

It came to be at the charity shop because:

This is how they felt about the object when it was new to them:

This is how they feel about the object now:

Their feelings about the object changed because....

Now it is worth .....

Because .....

.....