



Lesson 1 Lily's Dilemmas

You will need:

- Do the Right Thing KS1 - Interactive Storybook
- **RESOURCE 1.1**
Dilemma Cards - enough for each pupil, group or pair (cut and folded)
- **RESOURCE 1.2**
Stop and Think sheet - enough for each pupil, group or pair
- **RESOURCE 1.3**
Different Endings storyboard/s - enough for each pupil, group or pair
- **RESOURCE 1.4**
Role play masks - for use in role play to explore dilemmas (optional)

Lesson Outcomes

Children will explore choices and consequences and develop the skills needed to make moral decisions around earning or making money.

The Activity

- As you read the Interactive Storybook, stop at each of the three points in the story where the characters face dilemmas. Distribute the appropriate Dilemma Cards and discuss what they think the characters should do. Once they have chosen an outcome ask them to 'test' it out, exploring the possible consequences using the Stop and Think sheets (you can also use these sheets on the whiteboard as a group discussion pathway).
- Repeat this process for each of the dilemmas. Alternatively you can discuss and/or use role play to further explore the issues.
- Next ask the children to either write the alternative ending for the story based on Lily 'doing the right thing' or alternatively complete the Different Endings storyboard/s provided. Encourage them to be creative in changing the course of events. The story board concentrates on the two key decision points for Lily, one affecting the other.
- If you need to differentiate the activity you can use the 2 additional versions of the storyboard with the first outcome already filled in. Half the class use A and half use B and then compare outcomes.


Extend: Mathematics

- Look at page 5 of the story. Which item made the most money at the auction?
- Which made the least money?
- Can you use a calculator to work out the total amount made?
- Draw the coins needed to pay for various items (robot, toy cat etc.).
- Express price in pence as proportion of pounds e.g.: 75p = 0.75.

Take the
quiz here



DILEMMA CARDS

 Cut out individual cards, fold on centre line and stick back to back

Dilemma 1

Lily has found an old ring in her mum's jewellery box.

"Mum never wears it so she won't even miss it," says Lily to herself.

Lily thinks it might make some money for the Charity Auction and she really wants to impress her teacher.

What should Lily do?

1. Take the ring to the auction and make lots of money
2. Make do with the beans and the soap
3. Ask mum if she can take the ring for the auction
4. Something else

Dilemma 2

Lily and her mum are at the Charity Auction. Her mum spots the ring on the table and says

"Ooh Lily that ring looks just like your grandma's old ring... I wonder who brought that ring?"

Lily already knows who the ring belongs to.

What should Lily do?

1. Tell her mum the truth about the ring
2. Keep quiet and say nothing
3. Try to get the ring back and hope Mum doesn't find out
4. Something else

Dilemma 3

Lily's mum realises that the ring IS grandma's old ring and it is about to be sold in the auction!

"Oh No," thinks Mum... "How did the ring get there?"

Everyone is waiting to start the auction.

What should Mum do?

1. Tell the teacher she didn't give the ring to the auction
2. Buy the ring back and talk to Lily about it later
3. Let someone else buy the ring for charity
4. Something else

STOP AND THINK QUIZ

Person:

What they did

Test it out with the questions below.

Could it make someone feel bad? (Who?)

How might they feel?

Is it right or wrong to do this?

What could happen next?

Who or what might help them decide what to do?

DIFFERENT ENDINGS

VERSION 1 NEUTRAL ENDINGS

Lily finds the ring



Later, at the auction...



DIFFERENT ENDINGS

VERSION 2 NEGATIVE OUTCOME

Lily finds the ring but tells mum a lie!



Later, at the auction...



DIFFERENT ENDINGS

VERSION 2 POSITIVE OUTCOME


Lily finds the ring - but asks mum

Mum, can I take this old ring for our charity auction at school?

Oh gosh no, that was grandma's ring - it is very precious to me. How about taking this necklace instead?




Later, at the auction...





DILEMMA ROLE PLAY MASKS

✂ Make masks for your role play by printing the character face onto card and securing with elastic or make a 'lollipop' using a pencil (remember to cut out the eye holes!)





DILEMMA ROLE PLAY MASKS

✂ Make masks for your role play by printing the character face onto card and securing with elastic or make a 'lollipop' using a pencil (remember to cut out the eye holes!)

